




# 30 Days Wild Collage tree



## Time to get creative!

Use paints, pencils, stickers or fallen leaves to decorate your very own collage tree.

Ask your grown-ups to share your creations using #30dayswild




## Explore the outdoors with Bing this 30 Days Wild!

Being outdoors can make us feel great and turn every day into an adventure. How many can you tick off?




Spot a bee



Sit under a tree



Read outside



Jump in a puddle



Look for shapes in clouds



Find three flowers



Listen to birdsong



Hop about like a frog



Watch an insect

# Plant pot friends

**Bing, Flop and Sula are here for some wildlife gardening fun!**

Cut out the pictures carefully with the help of a grown up. Then, either stick the pictures onto plant pots, or attach them to cleaned lollipop sticks or twigs from outside and place them into the soil!



**BING**



**SULA**



**FLOP**






# 30 Days Wild Rainy day activities



Count the wildlife pictures and write down the correct numbers!



Ducks

Geese



Yellow flowers

Red flowers

Purple flowers

Count the total number of black spots on the ladybirds!



Count and connect the matching leaf shapes!



Use this number line to help you count!



# 30 Days Wild Spot the difference



**Look carefully!** There are five differences between the two pictures of Bing, Flop and Sula. Can you find and circle them all?





# 30 Days Wild Nature theatre



**Create your own adventure.** Help Bing and friends explore the park, discover wildlife, or go on a nature walk.

### How to make your puppet theatre

1. Print out the sheets for your park background and characters
2. Take a small cardboard box like a shoe box. Take off the lid and stick the background to the bottom of your box.
3. Stand the box on its side to create your stage.
4. Carefully cut around each Bing, Flop and Sula character. Ask a grown-up to help.

**5.** Use glue or tape to stick a clean lollipop stick, straw or twig to the back of your cutout character so you can hold your puppet and move it around.

**6.** Place your stage outside on the grass or on a windowsill on rainy days.

**7.** Hold your puppets and move them across the stage to act out your story.

**Extra tip:** Decorate with fallen leaves, petals and sticks.





## Make your own Bing Nature theatre



Printed park scene inside box

Bing, Flop and Sula puppets





© 2026 Acamar Films Ltd.



bingbunny.com @bingbunnyofficial

@BingBunny YouTube /BingBunny

Bing: Watch, Play, Learn App Store Google Play amazon appstore

wildlifewatch.org.uk/bing

@thewildlifetrusts @wildlifetrusts



© 2026 Acamar Films Ltd.



bingbunny.com @bingbunnyofficial

@BingBunny YouTube /BingBunny

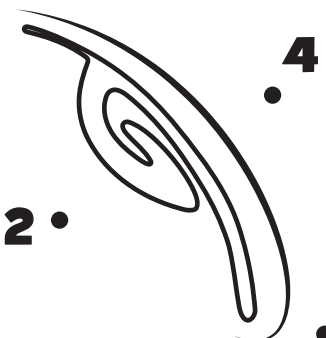
Bing: Watch, Play, Learn App Store Google Play amazon appstore

wildlifewatch.org.uk/bing

@thewildlifetrusts @wildlifetrusts



3.

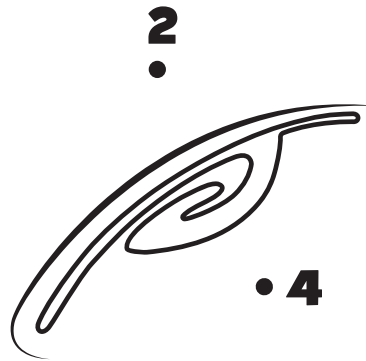


4

2.

5

1.





2

3


4

5



© 2026 Acamar Films Ltd.

Bing



© 2026 Acamar Films Ltd.

bingbunny.com @bingbunnyofficial

@BingBunny YouTube /BingBunny

Bing: Watch, Play, Learn



wildlifewatch.org.uk/bing

@thewildlifetrusts @wildlifetrusts